





Emergency Response Guide

	DESCRIPTION	CONTACT	PHONE NUMBER	
	<ul style="list-style-type: none"> Suspicious packages, materials or individuals 	University Police	On campus: 3-6222 Off campus: 410-543-6222	
				
	ALL SERIOUS INJURIES Life-threatening injuries	911	On campus: 3-6222 Off campus: 410-543-6222 <hr/> On campus: 3-6262 Off campus: 410-543-6262 911	
	ACTION: <ul style="list-style-type: none"> Be quiet Lights out Lock or barricade doors if possible Contact University Police if possible Use your best judgement 	ACTION: <ul style="list-style-type: none"> Seek the lowest level of the building in an area without glass Wait for the all-clear notice before going outdoors 	ACTION: <ul style="list-style-type: none"> Go to the nearest exit and move a safe distance from the exit Follow instructions from University Police and Emergency Responders 	ACTION: <ul style="list-style-type: none"> Seek information from any available sources including e-mail, campus channel 24, posted signs and www.salisbury.edu/emergency

Salisbury Immediate Care is located approximately 1 mile north of the campus on U.S. Route 13 (410-543-2020).

PRMC is approximately 1.3 miles north of the campus on US Route 13 (410-543-7101)

*Non-Employee and Employee Incident Report forms are available online: www.salisbury.edu/healthsafety/accident